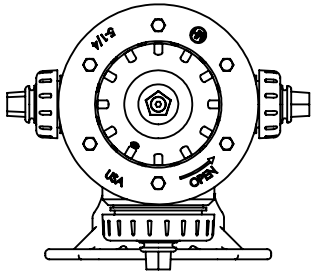
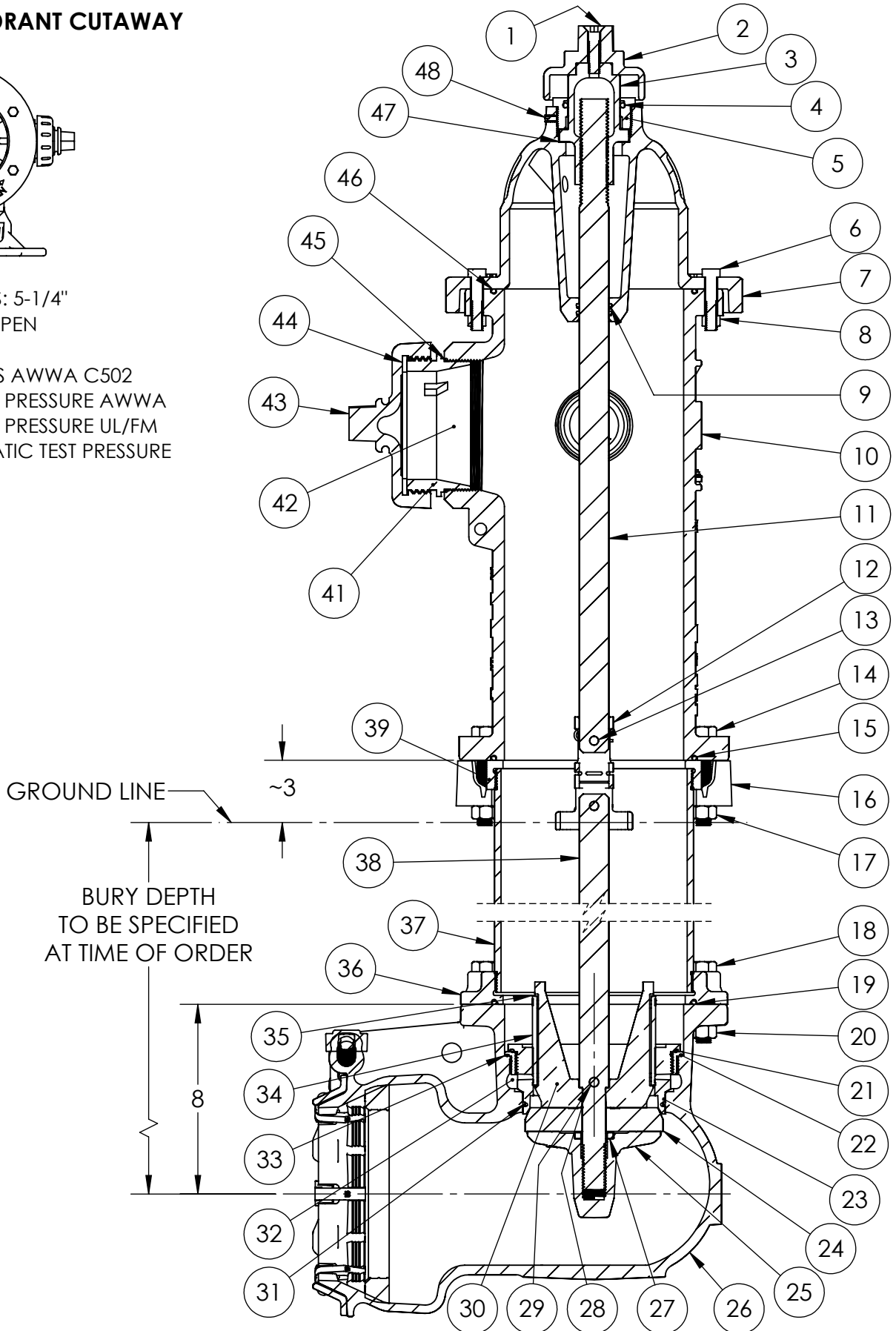


PAGE 1/2 : HYDRANT CUTAWAY



MAIN VALVE SIZES: 5-1/4"
14-15 TURNS TO OPEN


MEET OR EXCEEDS AWWA C502
250 PSI WORKING PRESSURE AWWA
200 PSI WORKING PRESSURE UL/FM
500 PSI HYDROSTATIC TEST PRESSURE



THIS DWG. AND ALL INFORMATION IS OUR PROPERTY AND SHALL NOT BE USED, COPIED, OR REPRODUCED WITHOUT WRITTEN CONSENT. DESIGN AND INVENTION RIGHTS RESERVED.

M&H VALVE COMPANY

BY: CTJ DATE: 01/08/2026



DWG H1S5-11-N4-L11P18

M&H AWWA C502 FIRE HYDRANT
5 1/4" MODEL 129S - 3 WAY NOZZLE - 1.5" PENTAGON
STANDARD NOZZLE CAPS - 6" ALPHA GRIP SHOE
ZINC PLATE STEEL ABOVE GROUND FASTENERS
304 BELOW GROUND FASTENERS

PAGE 2/2 : BILL-OF-MATERIAL

#	DESCRIPTION	MATERIAL
1	FLAT HEAD BOLT, 1/2"-13 x 2"	ZINC PLATED STEEL
2	WEATHER SHIELD	CAST IRON
3	OPERATING NUT	ECO BRASS
4	HOLD DOWN NUT O-RING	BUNA-N
5	HOLD DOWN NUT	ECO BRASS
6	BONNET / NOZZLE BOLT, 1/2"-13 x 2"	ZINC PLATED STEEL
7	BONNET	CAST IRON
8	BONNET / NOZZLE NUT	ZINC PLATED STEEL
9	BONNET / STEM O-RING	BUNA-N
10	NOZZLE SECTION	CAST IRON
11	UPPER ROD ASSEMBLY	304 STAINLESS STEEL
12	BREAK COUPLING	STAINLESS STEEL, ASTM A890 GR. 4A
13	BREAK COUPLING BOLT & NUT	304 STAINLESS STEEL
14	BREAK FLANGE BOLTS, 5/8"-11 x 4"	ZINC PLATED STEEL
15	NOZZLE / STAND PIPE O-RING	BUNA-N
16	SAFETY BREAK FLANGES	CAST IRON
17	BREAK FLANGE NUTS, 5/8"-11	ZINC PLATED STEEL
18	SHOE BOLTS, 5/8"-11 x 3 1/2"	304 STAINLESS STEEL
19	STAND PIPE / SHOE O-RING	BUNA-N
20	SHOE NUTS, 5/8"-11	304 STAINLESS STEEL
21	SEAT RING UPPER O-RING	BUNA-N
22	RETAINING RING O-RING	BUNA-N
23	SEAT RING LOWER O-RING	BUNA-N
24	MAIN VALVE RUBBER	EPDM
25	MAIN VALVE BOTTOM PLATE	CAST IRON
26	ALPHA GRIP SHOE ASSEMBLY	DUCTILE IRON; MISCELLANEOUS
27	LOCK WASHER	304 STAINLESS STEEL
28	MAIN VALVE O-RING	BUNA-N
29	LOWER STEM PIN	304 STAINLESS STEEL
30	MAIN VALVE TOP PLATE	BRONZE
31	MAIN VALVE SEAT RING	BRONZE
32	DRAIN HOLE BUSHING	BRONZE
33	RETAINING RING	ECO BRASS
34	DRAIN VALVE FACINGS	EPDM
35	DRAIN VALVE FACING RIVETS	ALUMINUM
36	STAND PIPE LOWER FLANGE	DUCTILE IRON
37	STAND PIPE	DUCTILE IRON
38	LOWER STEM	304 STAINLESS STEEL
39	STAND PIPE UPPER FLANGE	DUCTILE IRON
40	CHAIN ASSEMBLY	ZINC PLATED STEEL
41	PUMPER / HOSE NOZZLE	BRASS
42	PUMPER / HOSE NOZZLE SET SCREWS	304 STAINLESS STEEL
43	PUMPER / HOSE CAP	CAST IRON
44	PUMPER / HOSE CAP GASKET	RUBBER ASTM D2000
45	PUMPER / HOSE NOZZLE O-RING	BUNA-N
46	BONNET / NOZZLE O-RING	BUNA-N
47	OP NUT THRUST BEARING	ACETAL
48	HOLD DOWN NUT SET SCREW	304 STAINLESS STEEL

THIS DWG. AND ALL INFORMATION IS OUR PROPERTY AND SHALL NOT BE USED, COPIED, OR REPRODUCED WITHOUT WRITTEN CONSENT. DESIGN AND INVENTION RIGHTS RESERVED.

M&H VALVE COMPANY
 A DIVISION OF McWANE INC.
 605 WEST 23RD STREET
 ANNISTON, ALABAMA 36202

BY:	DATE:
CTJ	01/08/2026
DWG	
H1S5-11-N4-L11P18	

M&H AWWA C502 FIRE HYDRANT
 5 1/4" MODEL 129S - 3 WAY NOZZLE - 1.5" PENTAGON
 STANDARD NOZZLE CAPS - 6" ALPHA GRIP SHOE
 ZINC PLATE STEEL ABOVE GROUND FASTENERS
 304 BELOW GROUND FASTENERS